



QUICK START GUIDE

HOW TO CONFIGURE YOUR WIDGET

DASHBOARD: QUICK ACTIONS

Add a Website – Connect your first site and start posting updates.

Try Text2MySite in seconds - Send a Text Message to **424-484-8267**.

SELECT YOUR POPUP STYLE

BANNER: Horizontal banner for announcements.

POPUP: Small corner notification – placement selection

FULLSCREEN: Covers entire screen.

MODAL: Centered Dialog Box

TICKER: Scrolling text banner

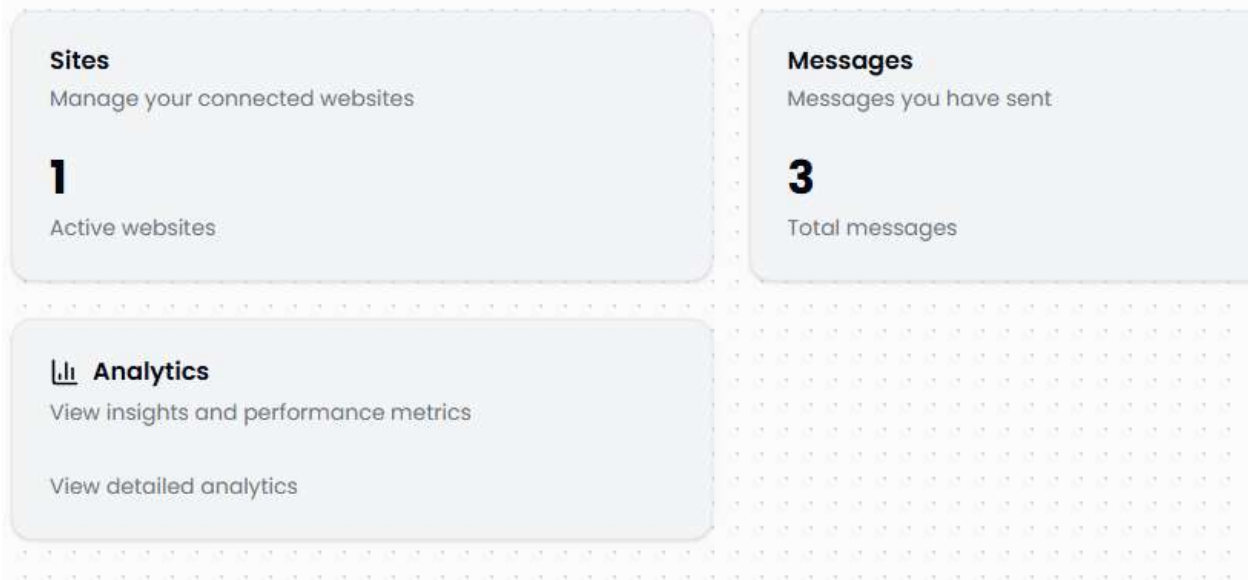
Unpin / Pin — This feature functions as “Not-Published / Published”.
You can text to up to three (3) websites simultaneously using
different widget styles and features.

YOUR ACCOUNT DASHBOARD

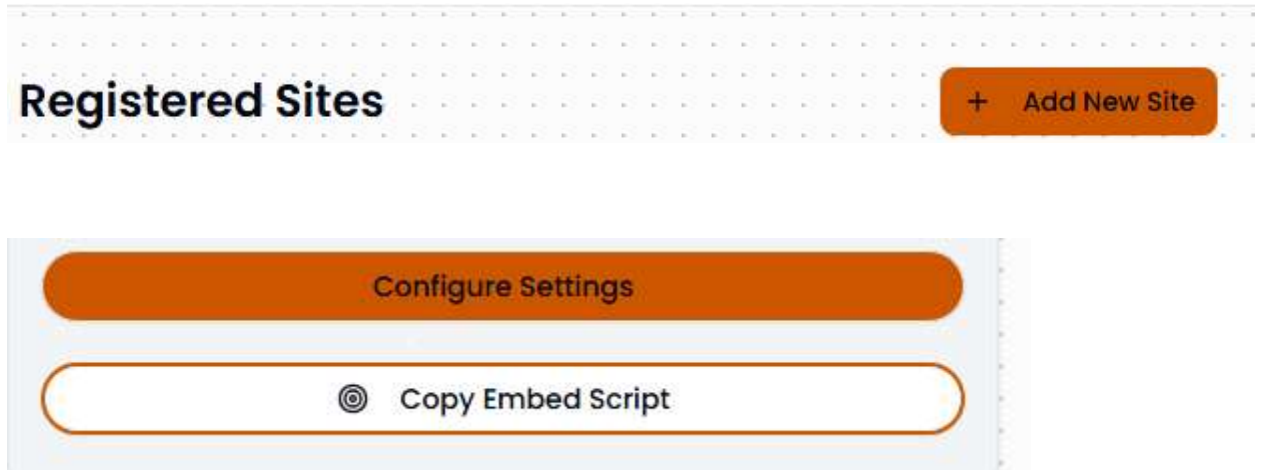
Text2MySite™ [Dashboard](#) [Sites](#) [Messages](#) [Analytics](#) [Billing](#) [Settings](#)

The Dashboard shows an overview of your account activity.

Here's a quick overview of your activity.

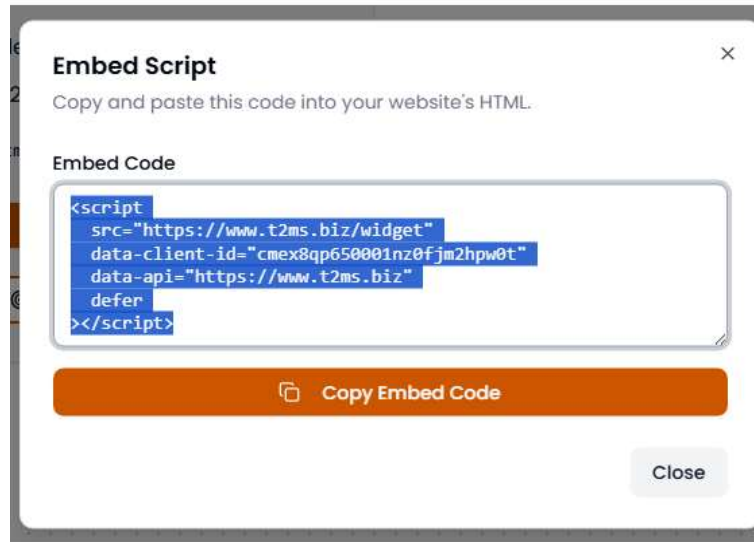


Select **Sites** to **Configure Settings** to choose the type of widget.



Step1 – Embed Script

Copy and save the Embed Code. It contains your data-client-id.



Step 2 – Paste It into Your Website

Many website platforms make it easy to embed a widget on your web pages. We have provided tutorials on various platforms. Please see: (<https://www.t2ms.biz/tutorials/>). Note: If you have a web person, you can forward them this snippet. Alternatively, a T2MS technician can embed the script for you.

Step 3 – Save and Publish

Visit your site to confirm. Your updates will now appear live.

Step 4 – Configure

Go to Configure to choose the type of widget (banner, popup, ticker or full-screen) style.

GET STARTED: DESIGN YOUR WIDGET

Configure Widget Settings

Update your website settings and widget preferences.

Business Name

Domain

Phone

Widget Type

Banner
Horizontal banner for announcements



Banner Widget

Displays a horizontal banner at the top or bottom of the page. Great for announcements and promotions.



The **Configure** area allows you to choose how the widget (banner, popup, ticker or full-screen).

The **business name** used during account registration.



The **domain name** used during account registration.



The **VERIFIED PHONE** number will be shown here and cannot be changed.



Select a **Widget Type** (Dropdown)

Banner

Ticker

Modal

PopUp

Full Screen

Text2MySite

Font Family

sans-serif

Font Size (px)

14

Font Size Guide:

Small: 8-12px

Medium: 13-16px

Large: 17-24px

Extra Large: 25-48px

Dismiss After (ms)

5000

Dismiss Timer: The time in milliseconds that takes the popup and banner widgets to disappear automatically.

• 1000ms = 1 second • 5000ms = 5 seconds •
10000ms = 10 seconds

Background Color



#222

Text Color



#fff

Attach Logo

<https://example.com/logo.png>

Attach Link

<https://example.com>

Enter the style from the **font family** you want to use on your widget. You can also use the **fonts** available on your cell phone (or computer).

Choose the size of the font. See the Font Size Guide for selections.



Dismiss Timer (counted in milliseconds)

Enter the amount of time to display the widget before it disappears.

Click the box to choose the background color of the widget.



Click the box to choose the text color to display.



You can attach or **upload** your logo.

Use Eyedropper



Text2MySite

Widget Background Image

<https://example.com/background.jpg>

Border Style

Solid

Animation Type

Fade In/Out

Animation Speed

Fast (0.3s)

Important: By enabling SMS updates, you agree to our Terms and Acceptable Use. Reply HELP for help, STOP to opt out. Msg & data rates may apply.

Cancel

Save Changes

Add the URL or upload a background image.



Style the widget with different border and animation selections.



ALWAYS SAVE YOUR CHANGES



Widget Type

Fullscreen

Covers entire screen



Fullscreen Widget

Covers the entire screen with your message. Ideal for important announcements or maintenance notices.

Attach Image

<https://example.com/images/screen.PNG>

Add an image to display in the fullscreen widget. This will be shown alongside your message.

Preset Text

Add your text here.

Add preset text that will appear above your message in the fullscreen widget.

Font Family

Arial

Font Size (px)

30

Font Size Guide:

Small: 8-12px

Medium: 13-16px

Large: 17-24px

Extra Large: 25-48px

PRESET TEXT

The Full screen option allows for up to 3 paragraphs of text to be shown.



Text2MySite

Background Color



#3f4a3c

Text Color



#fff

Attach Logo

https://example.com/images/ideabrary_lc

Attach Link

<https://example.com/register.html>

Widget Background Image

<https://example.com/background.jpg>

Border Style

Double

Animation Type

Bounce

Animation Speed

Medium (0.5s)

Important: By enabling SMS updates, you agree to our Terms and Acceptable Use. Reply HELP for help, STOP to opt out. Msg & data rates may apply.

REMEMBER TO SAVE YOUR CHANGES

Important: By enabling SMS updates, you agree to our Terms and Acceptable Use. Reply HELP for help, STOP to opt out. Msg & data rates may apply.

Cancel

Save Changes